

Homework -14

Name:	Roll No.:	Date:
-------	-----------	-------

Unit: 08

Lesson: 4-6

Page: 17

How many?

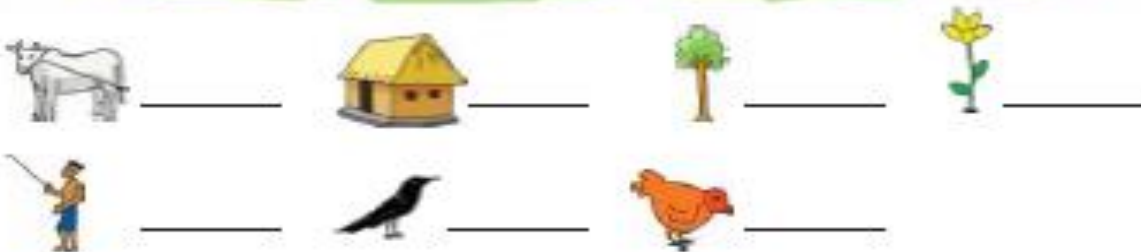
Lessons 4-6



A. Look, listen and say.



B. Count and write the numbers.



C. Look at the picture in Activity B. Ask and answer with How many ... ?

How many cows?

There are 4 cows.

Homework -15

Name:	Roll No.:	Date:
-------	-----------	-------

Unit: 09

Lesson: 4-6

Page: 19

Numbers review

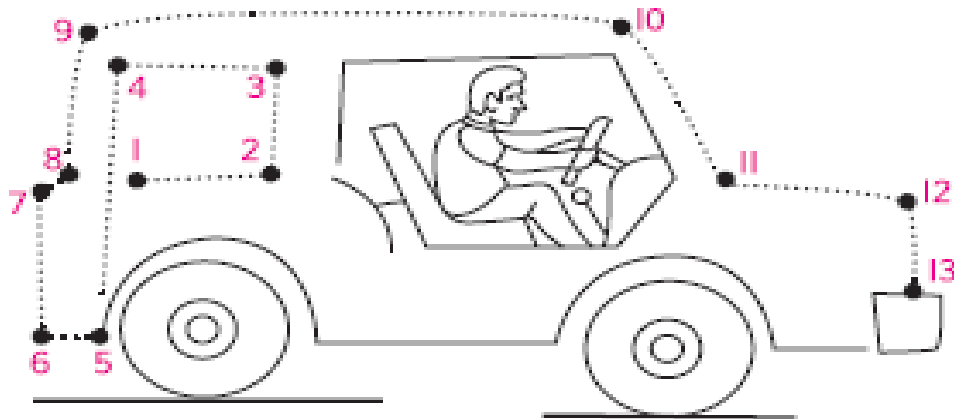
Lessons 4-6



A. Say and write.

1	<u>one</u>	6	_____
2	_____	7	_____
3	_____	8	_____
4	_____	9	_____
5	_____	10	_____


B. Join the dots. Colour.



C. Listen and say.

1, 2, 3, 4, 5
 Count the fish from 1 to 5.

6, 7, 8, 9, 10
 Count the fish from 1 to 10.



Homework -16

Name:	Roll No.:	Date:
-------	-----------	-------

Unit: 10

Lesson: 1-3

Page: 20



Numbers

Lessons 1-3

A. Look, count and say.



B. Say, trace and write.



C. Say the number. Count and colour.



Homework -17

Name:	Roll No.:	Date:
-------	-----------	-------

Unit: 10

Lesson: 4-6


Page: 21

I'm

Lessons 4-6



A. Look, listen and say. Draw and write about yourself.



Name: Meena
Age: 8 Class: 3

Name:	
Age:	Class:

B. Write. Copy the sentences in your exercise book.

She's _____.

I'm _____.

She's _____ years old.

I'm _____ years old.

She's in Class _____.

_____ in Class 2.

Homework -18

Name:	Roll No.:	Date:
-------	-----------	-------

Unit: 12

Lesson: 1-3

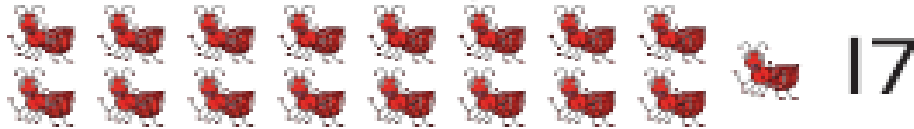
Page: 24



Numbers

Lessons 1-3

A. Look, count and say.



B. Say, trace and write.

7	_____	_____	_____	_____	_____	_____	_____
8	_____	_____	_____	_____	_____	_____	_____
9	_____	_____	_____	_____	_____	_____	_____

C. Say the number. Count and circle.



Homework -19









Name:	Roll No.:	Date:
-------	-----------	-------

Unit: 12

Lesson: 4-6

Page: 25

B. Look at the pictures. Write the word under the picture.

 hand			
			

C. Play a game. Use the pictures in Activity B.



Homework -20

Name:	Roll No.:	Date:
-------	-----------	-------

Unit: 13

Lesson: 4-6

Page: 27

Days of the week

Lessons 4-6



A. Rhyme. Look, listen and say.

Saturday, Sunday, Monday,

Tuesday, Wednesday,

Thursday, Friday!

What day is it today?

It's

It's a nice day!



B. Trace.

Saturday

Sunday

Monday

Tuesday

Wednesday

Thursday

Friday

Today is

C. Say and write the missing days.

Saturday _____ Tuesday

_____ Thursday _____ Saturday

Homework -21

Name:	Roll No.:	Date:
-------	-----------	-------

Unit: 14

Lesson: 1-3



Page: 28



Numbers

Lessons 1-3

A. Look, count and say.



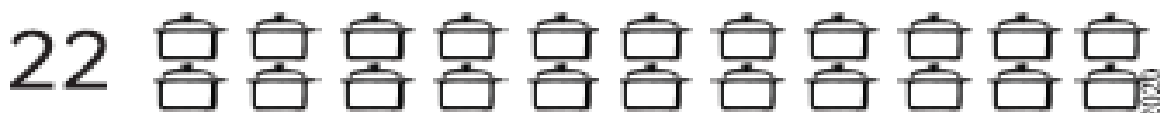
B. Say, trace and write.

20 _____

21 _____

22 _____

C. Say the number. Count and colour.



Homework -22

Name:	Roll No.:	Date:
-------	-----------	-------

Unit: 16

Lesson: 1-3




Page: 32



Numbers

Lessons 1-3

A. Look, count and say.




23




24




25


B. Say, trace and write.

23 _____


24 _____

25 _____

C. Say the number. Count and circle.

25 

24 

23 

Homework -23

Name:	Roll No.:	Date:
-------	-----------	-------

Unit: 17

Lesson: 4-6

Page: 35

Colours and numbers

Lessons 4-6



A. Count and write.



____ roses



____ bats



____ butterflies



____ kites

B. Look at the pictures in Activity A. Count and write the number.

____ roses are violet.

____ bats are brown.

____ butterfly is indigo.

____ kites are violet.

C. Look at the pictures in Activity A. Trace and write.

yellow blue green red

One rose is _____.

Two bats are _____.

Three butterflies are _____.

One kite is _____.

Homework -24

Name:	Roll No.:	Date:
-------	-----------	-------

Unit: 18

Lesson: 1-3

Page: 36



Numbers

Lessons 1-3

A. Look, count and say.

			26
			27
			28

B. Say, trace and write.

26	_____	_____	_____	_____	_____	_____	_____
27	_____	_____	_____	_____	_____	_____	_____
28	_____	_____	_____	_____	_____	_____	_____

C. Say the number. Count and colour.

26	
27	
28	

Homework -25

Name:	Roll No.:	Date:
-------	-----------	-------

Unit: 19

Lesson: 1-3

Page: 38



Shapes

Lessons 1-3

A. Look, listen and say.



square



circle



triangle



rectangle

B. Match.



C. Say, read and match.

square



triangle

triangle



rectangle

circle



square

rectangle



circle